

KBLED41/50 Firmware Upgrade Guide

Rev 1.0

Revision History

Revision	Date	Author	Remark
1.0	23. 02. 23	Hoon Koh	Create Rev 1.0

Table

1. Introduction..... 3

2. How to download..... 3

1. Introduction

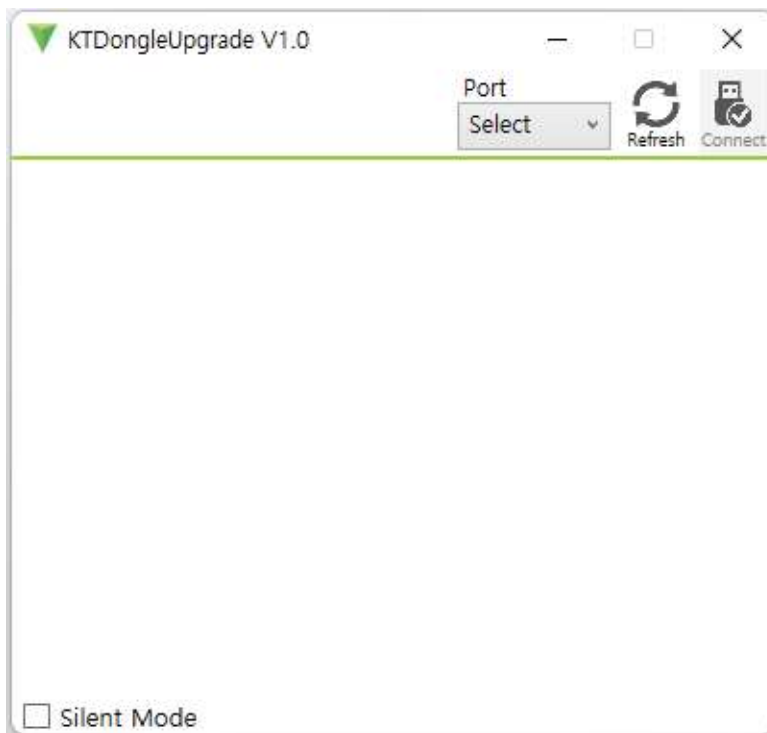
This tool is used to upgrade the KBLED41/50 device firmware.

- The tool will check the firmware available for the upgrade and the existing device firmware.
- Silent mode check box is used to enable/disable the auto download feature.

2. How to download

Please follow the below procedure to download the firmware.

- Open the KT Dongle Upgrade Tool.



- Plug the KBLED41 or KBLED50 device. (Devices to Upgrade)

Connect a KDC device to KBLED41/50 device.

Scan below barcode using connected KDC device.



- Tool will check the KBLED41/50 device and displays the old and new firmware versions.

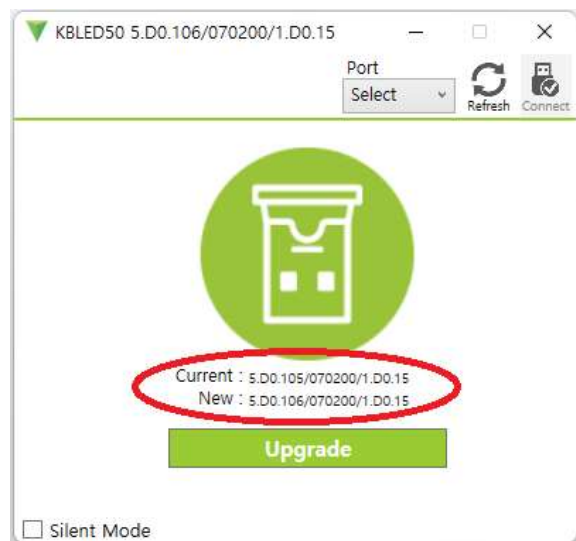
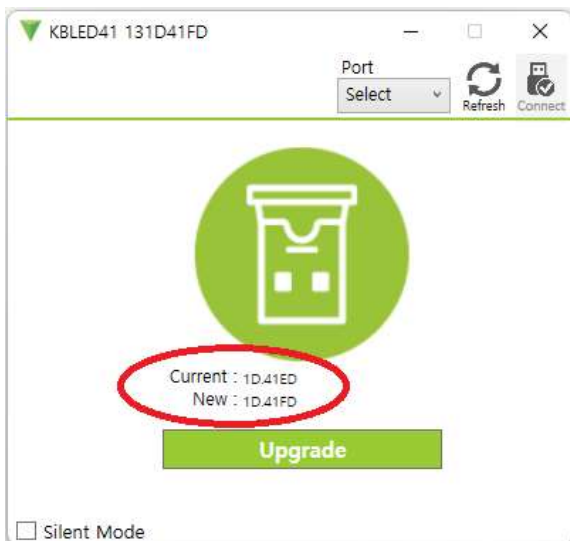
If the old firmware and the new firmware are different, you can upgrade the firmware by clicking the download button.

The firmware version notation for KBLED41/50 is shown below.

Refer **red circle** mark in the below picture.

<KBLED41>

<KBLED50>



- The above version contains the following information.

- KBLED41
 - 1) 1D – USB Firmware Version
 - 2) 41FD – BLE Firmware Version
- KBLED50
 - 1) 5.D0.106 – BLE Firmware Version
 - 2) 070200 – BLE Soft Device Version
 - 3) 1.D0.15 – BLE Bootloader Version

- Click “Upgrade” button to download the firmware.

When the upgrade begins, you can see that the progress bar is increasing.

- When the download is complete, a pop-up will appear in the below picture.

