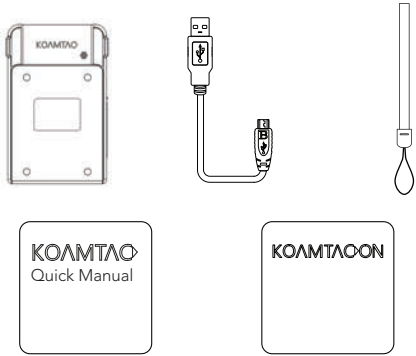


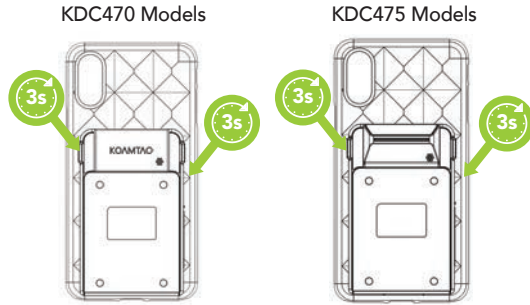
What's in the Box?

- ▶ KDC470 or KDC475
- ▶ Hand Strap or tablet strap
- ▶ Micro USB Cable
- ▶ Quick Manual
- ▶ KOAMTACON Guide



Powering On/Off

Press both SCAN and DOWN buttons for 3 seconds. The KDC will beep when turned ON or OFF. The KDC will sound a long beep when it is ready to use.



Additional Accessories

- ▶ SmartSled Cases for Apple and Android
- ▶ SmartSled Custom Cases
- ▶ General and uniVERSE Case Adaptors
- ▶ 1-Slot and 4-Slot Charging Cradles
- ▶ 1130mAh Hardpack Battery
- ▶ HF RFID Companion
- ▶ 0.5W UHF Companion
- ▶ 1.0W UHF Companion
- ▶ KDC600 mPOS Companion
- ▶ Pistol Grip Companion
- ▶ Extended Battery

Available Models

- ▶ KDC470Li 1D Laser
- ▶ KDC470Di 1D CCD
- ▶ KDC470Ci 2D Imager
- ▶ KKDC475Si 1D Laser
- ▶ KDC475Hi 2D Imager
- ▶ KDC470Li-BLE 1D Laser
- ▶ KDC470Di-BLE 1D CCD
- ▶ KDC470Ci-BLE 2D Imager
- ▶ KDC475Si-BLE 1D Laser
- ▶ KDC475Hi-BLE 2D Imager
- ▶ KDC470i-BLE No Barcode



116 Village Blvd, Ste 305, Princeton, NJ 08540
 +1 609-256-4700 p | +1 609-228-4373 f
 info@koamtac.com | www.koamtac.com



KDC470 Series Mini Guide



For all KDC470, KDC470-BLE, KDC475, and KDC475-BLE models

Basic Operation

1. Aim the KDC directly at the barcode and press either of the SCAN buttons located on each side of the device ensuring the beam covers the barcode horizontally.



2. A successful scan will sound 1 beep and show a green LED. An unsuccessful scan will sound 2 beeps and show a red LED.

Bluetooth Profiles Explained

- HID Normal** Allows one-way Bluetooth communication with an Android, Mac, and Windows host device. The KDC only transmits data to the host device.
- SPP** Allows two-way Bluetooth communication. The KDC transmits data to host device and the host can transmit data back to the KDC.
- HID iOS** Allows one-way Bluetooth communication with an iOS host device. The KDC only transmits data to the iOS host device.
- MFi** Allows two-way Bluetooth communication with an iOS host device. The KDC transmits data to an iOS host device and the iOS host can transmit data back to the KDC.

HID inputs data directly into an application. Both SPP and MFi require KOAMTAC KTSync® app or integration of the KOAMTAC SDK to input data into an application.

Pairing & Connecting

1. Navigate to the Bluetooth setting on the host PC, Mac, Smartphone, or Tablet.
 2. Ensure that Bluetooth is enabled on the host device and searching for devices.
 3. Using the KDC, scan the pairing barcode that corresponds to your desired Bluetooth profile. If you are unsure which Bluetooth profile is right for you, please refer to the previous panel.
 - 3a. If KDC does not have a barcode scanner, hold any SCAN button on the KDC for 5 seconds until you hear a beep to begin pairing (Select Bluetooth Profiles from KTSync Windows using USB cable).
 4. Check the list of available Bluetooth devices on your host device.
 5. From the list, select KDC listed by serial number in brackets that matches the serial number found on the back side of the KDC.
 6. In HID mode, the KDC is now ready to use.
 7. To complete connection in SPP/MFi mode, launch KTSync or your application and select the KDC.
- * The KDC will beep when successfully connected.

Classic Pairing Barcodes



Android, Mac, Windows: HID Normal



iOS: HID iOS



SPP & MFi

BLE Pairing Barcodes

KDC470-BLE and KDC475-BLE models can pair via Bluetooth Low Energy (BLE) with the barcodes below:



HID



HID Windows



SPP

Specs

Functionality

Memory Flash ROM: 256KB Program, 8MB User Data
Memory RAM: 64KB
Can store more than 400,000 Barcodes (EAN-13)

Wedging & Synchronization

Keyboard wedge function
Add-on prefixes and suffixes
Barcode option selection

Scan Range (10mil Code39)

KDC470 Laser: 1.97" to 7.48" (50 mm to 190 mm)
KDC470 CCD: 2.17" to 11.81" (55 mm to 300 mm)
KDC470 Imager: 1.81" to 9.68" (46 mm to 246 mm)
KDC475 Laser (20mil Code39): 1.4" to 52.0" (36 mm to 1321 mm)
KDC475 Imager: 1.1" to 13.3" (28 mm to 338 mm)

Supporting OS

Android / iOS / Mac OS X / Windows

Using Keyboard Wedge

Keyboard wedge allows you to use your KDC as a keyboard. The HID profile works as keyboard wedge by default. When using SPP or MFi, KTSync provides a keyboard wedge function when KTSync keyboard is enabled. Please refer to the KDC Reference Manual for detailed instructions to enable KTSync keyboard.

1. Ensure that the KDC is connected to the host using the HID profile or the KDC is connected via KTSync keyboard using SPP/MFi profiles.
2. Open any application on the host device that contains a text field you want to populate.
3. Tap the text field in the application.
4. Scan any barcode with the KDC.
5. The barcode data will then populate in the text field.

Specs

Interfaces

Bluetooth® V2.1+EDR (Class2): HID, SPP/MFi
Bluetooth® Low Energy 4.1: HID (Android/iOS/Windows), SPP for KDC470-BLE/475-BLE
Micro USB/Type-C USB: USB HID, USB Serial (Android with an integrated case)
Lightning: Serial (iOS with an integrated case)

Electrical Characteristics

Battery: Lithium-ion (3.7V DC, 1130 mAh)
Charging: via Micro USB connector, Charging Cradle

User Environment

Ingress Protection Rating: IP65
Drop Spec: 5' (1.5 m)
Operating: 14°F to 122°F (-10°C to 50°C)
Storage: -4°F to 140°F (-20°C to 60°C)
Humidity: 5% to 95% (non-condensing)

KTSync & SDK

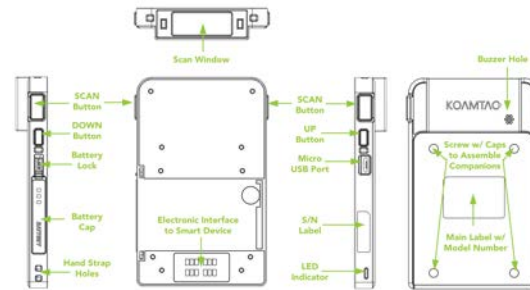
KTSync® is a program which communicates with the KDC via Bluetooth. It enables users to read and store data. KTSync is compatible with iOS, Android, Windows, and Mac. It also supports wedging and downloading data from the KDC.

For more information about KTSync, please visit: www.koamtac.com/support/downloads/applications

The Software Development Kit (SDK) is the perfect solution for creating a custom application to collect data utilizing your KDC. The KOAMTAC SDK covers all major development platforms: Android, iOS, Tizen, Windows, Xamarin, and Cordova. Developers may take advantage of the complimentary SDK and enjoy the full benefits of the KOAMTAC Developer Program.

For more information regarding the KOAMTAC Developer Program or to request the latest SDKs, visit: www.koamtac.com/support/downloads/sdk or e-mail sdk@koamtac.com.

KDC470 Diagram



KDC475 models are identical except for their angled scan engines.

KOAMTACON

The first application suite of its kind, KOAMTACON is a data collection cloud suite designed specifically to be used with KDC Bluetooth barcode scanners, RFID readers, and Magnetic Stripe Readers (MSR) to collect data in any situation.

With apps ranging from ticketing to warehouse management, KOAMTAC has you covered. It's never been so easy to collect data via barcodes, RFID, or Magnetic Stripe.

KOAMTACON is:

- ▶ Simple to maintain
- ▶ Easy to use
- ▶ Cloud-based
- ▶ Compatible with any device

For more information please visit: www.koamtac.com



Helpful Barcodes

Enable Beep Sound



Disable Beep Sound

